Clean Ganga And Sustainable Development

[1]Dr. Abha Mittal , [2]Miss Sheebani Goswami

[1]Associate Prof. Maharaja Agrasen College, University of Delhi
[2]PhD. Research Scholar, Jawaharlal Nehru Univ., New Delhi

ABSTRACT

Having an exceptional spot in each heart of Indian people, River Ganga is the important holy stream in our country with a special verifiable, social and otherworldly importance. The waterway other than advancing the huge grounds of Gangetic fields it likewise supports 50 significant Indian urban communities and many more modest towns. The feeders can possibly create adequate hydropower to help India's energy supplies. The stream can possibly turn into a dynamic stream to convey products and individuals across significant distances. That is the solitary waterway bowl in India that is asset rich with bunches of excess water still accessible. In spite of this notable status and strict legacy, the Ganga today is confronting impressive contamination pressures, alongside the orderly dangers to its biodiversity and natural maintainability. The Holy Ganges is now dirty and polluted water body full of anthropogenic dirt in the form of industrial effluents, human waste and plastic. Pollution loads of heavy weights, over-reflection in the lean season for broad water system, contending water requests and redirections and obstacles in the standard and feeders have destroyed ruin upon the soundness of the stream & its capacity to feed the large numbers of individuals who live & work in the bowl (Ruhl, 2015).

Keywords: Ganga River; Ganges Action Plan; Pollution Control; Decentralization; Sustainability.

INTRODUCTION

Having notable status and strict legacy, the Ganga today is confronting impressive contamination pressures, alongside the orderly dangers to its biodiversity and natural maintainability. This significant river is currently suffering from years of ignorance & ill treatment due to growing population, urbanization and the rapid industrialization in the country. The Holy Ganges is now dirty and polluted water body full of anthropogenic dirt in the form of industrial effluents, human waste and plastic. Pollution loads of heavy weights, over-reflection in the lean season for broad water

system, contending water requests and redirections and obstacles in the standard and feeders have destroyed ruin upon the soundness of the stream and its capacity to feed the large numbers of individuals who live & work in the bowl (Ruhl, 2015).

OBJECTIVES OF THE STUDY

We at that point portray how this decentralization and as far as public cooperation could add to the general objectives of improving the quality of water & ecological security, which are fundamental to support individuals' profound situated relationship with the waterway. The General scheme of the research would be to first analyze the data regarding the various sources or causes of pollution of the river Ganga and then point out methods in the theoretical course of the framework regarding the sustainable ways of management of the Ganga water through various ways such as the PPP model or the Ganga Action Plan.

DATA COLLECTION ON THE POLLUTION OF GANGA

To understand the problem plaguing the (pollution of) Ganga and how to address it we first need to address the severity of the situation. We need to know the main causes of pollution in the Holy Ganga and analyze the situation with the help of data.

MAIN CAUSES: The main causes are domestic & industrial wastes. It's just not only choked the streams but also pollute & badly effects the population of India. There are other Non-point based pollution sources coming from agriculture run off , contains very harmful residual pesticides & oncourse fertilizers. Creature bodies and half-consumed and unburned human cadavers tossed into the stream, Defecation on the banks, mass washing and formal practices is making an extreme danger the environment [6, 2]

SEWAGE, SEPTAGE & MUNICIPAL SOLID WASTES FLOWING DIRECTLY INTO THE RIVER

As indicated by (CPCB, 2013), urban areas create more than 2.7 BN Liters of sewage consistently however just around 26% of the waterwaste produced along the Ganga river is dealt with & the remainder of wastewater is straightforwardly unloaded into the river.[5]

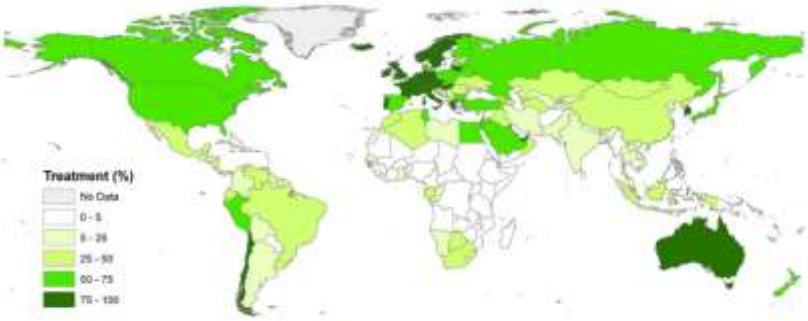

Country-level wastewater treatment rates (%) in 2015.[11]

The checking results acquired during 2011 under NWQM Program mirror that natural matter & bacterial populace of faucal beginning keep on overwhelming the contamination issue in River Ganga[3]. Data of sewage age of urban communities along the river Ganga is given in the Table 1

TABLE 1: GENERATION OF SEWAGE CITIES IN GANGA RIVER

S. No.	States/UTs	Total Sewage (in MLD)
1	Uttarakhand	63.6
2	Uttar Pradesh	895.6
3	Bihar	407.2
4	West Bengal	1317.3
	Total	2723.3

Source: Water Supply report of CPCB alongwith Generation of Wastewater & Treatment in Indian towns

Table 2: STATE WISE THE STATUS OF INDUSTRIAL UNIT, CONSUMPTION OF WATER & GENERATION OF WASTEWATER

State	Number of Industry	Water consumption (MLD)	Waste water generation (MLD)
Uttarakhand	42	224	127
Uttar Pradesh	687	693	269
Bihar	13	91	17
Jharkhand	0	0.0	0.0
West Bengal	22	116	87
TOTAL	764	1123	501

Source: Water Supply report of CPCB alongwith Generation of Wastewater & Treatment in Indian towns

FIG: 1

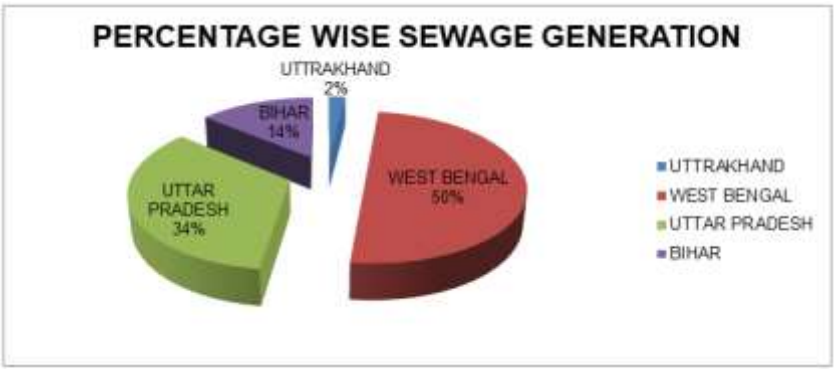

Source: calculated by author from table 1

FIG 1 reveals State wise wastewater generation as follows:

The city of Uttar Pradesh contains 07 cities but it generates only total 34% of wastewater generation. Likewise, Uttarakhand normally generates nearabout total 2% of wastewater generation. And Bihar was around 14% waste water generation as comparison to West Bengal that generates Fifty Percent.

Fig: 2

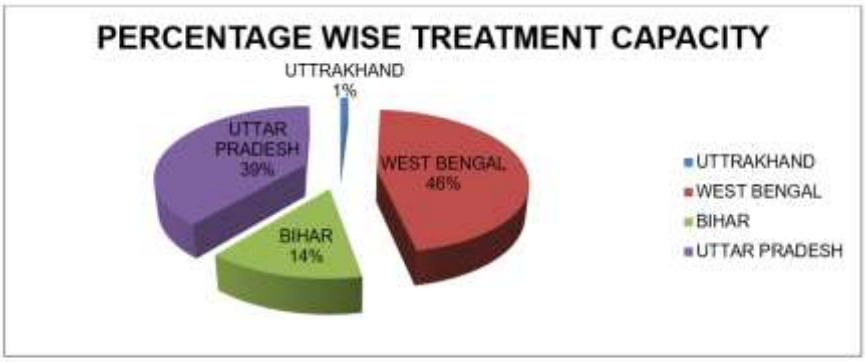

Source: Central Pollution Control Board (CPCB), *Annual Report 1999–2000*; Government of India: New Delhi, India, 2000.

Figure: 2 reveals that in U.P., the wastewater treatment capacity is about fifty three percent of total generation of wastewater as a state; Similarly in Bihar it is nearabout forty four percent while in the state of West Bengal its treatment capacity is around 42 %.

INDUSTRIAL WASTE WATER

The most polluted industries such as large & tiny chemical industries, distillery industries, dairy product industries, paper & pulp based industries, sugar, dyeing & textile industries discharges huge amount of wastewater directly into the river and there are seven sixty four industries in the beginning stem of Ganga out of the which was six eighty seven industrial units are available in U.P. followed by forty two in the state of Uttarakhand. The sectoral

distribution of industrial units has been given in. (Table 3). These policies for the treatment of such water waste are quite weak & oftenly flouted towards unfair industries.

SECTOROL INDUSTRIAL DISTRIBUTION

TABLE 3: SPECIFIC SECTOROL INDUSTRIAL WATER CONSUMPTION & WASTEWATER GENERATION

Industrial Units	Total Units	Water Consumption (MLD)	Waste Water Generation (MLD)	% of Wastewater generated to total Water Consumption
Chemical	27	210.9	97.8	46.4%
Distillery	23	78.8	37.0	46.9%
Food, Diary & Beverages	22	11.2	6.5	58.0%
Pulp & Paper	67	306.3	201.4	65.8%
Sugar	67	304.8	96.0	31.5%
Textile, Bleaching & Dyeing	63	14.1	11.4	80.9%
Tannery	444	28.7	22.1	77.0%
Others	41	168.3	28.6	17.0%
Total	764	1123	501	44.6%

Source: Central Pollution Control Board of India, 2013 Sharma R Bharat: Depolluting the Ganga

It revealed from the above Table (3) that the paper , sugar & pulp & chemical industries are the important 03 sectors which are normally be consumed approximately seventy three percent of water & also generates seventy nine percent of total wastewater. If emphasizing on no. of available industrial units, the sectors of tannery are more dominating while in the context of generation of wastewater the Paper & Pulp sectors drastically dominated & followed by Chemical industries & Sugar sectors.

A Healthy River is a river after meeting the requirements of all its stakeholders still has sufficient quantities of rich quality of water and continues to flow throughout the year. This 'environmental flow' is getting sacrificed. It seems that River Ganga is absolutely lost with no or little capacity to be performed its ecosystem services. Pervasive poverty of U.P, Bihar and West Bengal can be linked to 'Water Poverty' [16].

POLLUTION CONTROL OF RIVER GANGA

The sources of water pollution being already discussed we now look into the ways in which sustainable water management of

River Ganga is being done and what can be done for further reductions in pollution quality in water.

Sustainable Water Management of the Ganga -the PPP Model

Sustainable Development is often defined as a study where the needs of the future generations is taken care off while fulfilling the needs of the present generation.

The Public-Private Partnership model for the wastewater treatment plants across the Ganga Basin, has been completely upheld by the Hybrid Annuity Model of World Bank won the World Bank's Sustainable Development Vice President's Award in 2018(REUTERS).

A fair methodology that joins neighborhood information and logical data inside a vote based political cycle is required. [18]. Researchers have additionally featured the significance of natural learning by creating 'information building networks,' which can engage through even learning approaches connecting local area concerns [12]. As per Hoadley et al. [9], such a methodology will in general be significantly more helpful for native information and nearby practices while accommodating expected struggles with exogenous viewpoints (e.g., Western science). It could likewise help incorporate bigger scope environments the executives with decentralized, yet arranged, political-authoritative frameworks.

UN Environment has deservedly granted Narendra Modi Champions of the Earth acknowledgment for his administration in the battle against plastic contamination in India, and his steady obligation to handling environmental change all throughout the planet. Under Modi's authority, Indian practical arrangement execution and green grassroots drives have thrived and the country is presently the fifth biggest maker of sun oriented energy and the 6th biggest maker of environmentally friendly power around the world.

Nonetheless, the Ganga River is as yet dirtied and endeavors to clean it is seriously inadequate with regards to A change in administration approaches is needed from water asset the executives dependent on misuse to accomplish the objective of best water distribution among clients. [19] to asset protection

and economical administration. The shift perceives waterway bowls as enormous, perplexing, coordinated biological frameworks, and advances a common worry for environments wellbeing and human wellbeing. New ways to deal with overseeing water, for example, incorporated water asset the executives and versatile administration [11] have recognized the associations among people and biological systems. The emphasis is in this way on participatory and comprehensive practices [8]. To improve the administration of water assets "close joint effort, collaboration, and coordination" among organizations, public & private, related with their administration, instead of incorporated administration is required [4].

Programs for Ganga River Pollution Control: Clean the Ganga through sustainable water management

The introduction of the Ganga Action Plan (GAP) was because of public shock with respect to contamination considering the public authority and businesses answerable for the disturbing ascent in contamination in the Ganges. The CGA later (NRCA) fostered the GAP, an enormous program intended to control contamination in the Ganga river & its feeders. The ultimate goal was to build up a progression of treatment plants of sewage close to the fundamental metropolitan communities, revamp all current sewage siphoning & treatment stations, give wastewater sub-siphoning stations & open depletes and develop electricity based crematoriums to resolve the issues of inappropriately incinerated human remaining parts along the Ghats [7].

Gaps in the GAP

Nonetheless, authorization has been constantly lacking. Tidy up programs had the little achievement in checking contamination. The objective of the GAP in tending to the source of point contamination was clear: "block, redirect & treat" wastewater produced in metropolitan communities, distinguishing the terribly dirtying ventures and making it required to introduce profluent treatment plants. Nonetheless, it gave blended outcomes because

of failure and debasement by the persuasive industrialists. [16] A basic investigation of the components liable for the weaknesses of the GAP highlights the way that any enormous scope contamination reduction program imagined at the large scale level requires coordinated effort with neighborhood organizations as well as limit building and public support to sufficiently manage diffuse wellsprings of contamination. It can't just be forced from the top.

New plans – PM Annoucements

In 2008 Nov, the Indian Prime Minister has announced NGRBP project for its tidy up to deal with a between state stream for water quality and ecological assurance and to decrease point source contamination loads through feasible intercessions at chose areas and guarantee that by latest 2020 & no treatment of metropolitan sewage or mechanical waste is delivered into the Ganga river. [20].

Water quality and ecological security should zero in on building organizations and supportable relationship with the collective state, common society & the private area. The GAP never accomplished this ideal. In any case, the NGRBP, which also considers the deficiencies of the GAP, given a chance to work all in all to determine the contamination while regarding individuals' relationship with the stream that are significant and hallowed. In contrast to the GAP, the NGRBP has been consolidated bowl level arranging, which made public cooperation a significant part. Nations across the worldwide have been embraced reformist, participatory water administration.

CONCLUSION

The depleting Ganga due to human interference shows how disastrous and reckless can a man be. The need of the hour is to identify the hotspots of pollution and come out with potential solutions along with prioritizing investments ad interventions. To see Ganga breathing again freely without choking and gasping for breath the new initiatives with multipronged strategies must be implemented. This will reduce the level of pollution and the pollution load. There should be development of environmental flow water quality management system. Along with supporting the establishment of Innovative Ganga Development Center what also matters is to improve the governance, communication and implementation capacity of major stake holders in question [14].

Pollution control programs— AP I in the year 1985 & GAP II in 1991—have been endeavored to clean the Ganga river yet have had little accomplishment because of enormous expense, needed assets and institutional limit just as open investment. Institutional intricacy generally ruled out responsibility. Truly,

natural arrangement making in India has been limited to an exceptionally incorporated arranging approach [13]. In any case, State governments, neighborhood governments & partners (NGOs, the private area, and residents) have not assumed a conclusive part in forming ecological approaches [1]. Specify the momentum urbanization patterns and populace pressures in the Ganges bowl, accomplishing a spotless streaming Ganges & recovering the riverine biological system will undoubtedly be a troublesome errand. Public cooperation—and even demonstrations of common noncompliance like Agarwal G.D. new yearning strike to protect the Ganga river [14]—could prepare for more than compelling projects. Future contamination control programs like the NGRBP should consider exercises offered by the past cleanup programs. The 01 exercise that unmistakably stood apart is the requirement to construct organizations with individuals who share an advantageous connection with the Ganga river & the basic of spanning the split among science & the sacrosanct.

REFERENCES

1. Ahmed, S. The rhetoric of participation re-examined: The state, NGOs, and the water users at Varanasi, Uttar Pradesh, India. Environ. 1994, 14, 3–16. [Google Scholar]
2. "Basin: Consequences of changing habitats and altering diversity patterns. Global Water Forum" Available at: http://www.globalwaterforum.org/tag/ganga/
3. BBC, (2016): "Is India facing the worst ever water crisis?" http://www.bbc.com/news/ world-asia-india-35888535
4. Biswas, A.K. Integrated water resources management: A reassessment. Water Int. 2004, 29, 248–256. [Google Scholar]
5. CPCB (2013); "Pollution assessment: River Ganga. Central Pollution Control Board. Delhi."
6. CSE, (2014): "Ganga: the river, its pollution and what we can do about it. A center for science and environment briefing paper"
7. Dwivedi, O.P. India's Environmental Policies, Problems and Stewardship; St. Martin's Press: New York, NY, USA, 1997. [Google Scholar]
8. Feldman, D.L. Water Policy for Sustainable Development; Johns Hopkins University Press: Baltimore, MD, USA, 2007. [Google Scholar]

9. Folke, C.; Hahn, T.; Olsson, P.; Norbergs, J. Adaptive Governance of Social-ecological Systems. Annu. Rev. Environ. Resource. **2005**, 30, 441–473. [Google Scholar]
10. Global Water Partnership (GWP), Integrated Water Resources Management; GWP: Stockholm, Sweden, 2000; Technical Advisory Committee Background Paper No. 4.
11. Gunderson, L.H.; Holling, C.S.; Light, S.S. Barriers and Bridges to the Renewal of Ecosystems and Institutions; Columbia University Press: New York, NY, USA, 1995. [Google Scholar]
12. Hoadley, C.; Honwad, S.; Tamminga, K. Technology-Supported Cross-Cultural Collaborative Learning in the Developing World. In Proceedings of the ICIC 2010 International Conference on Intercultural Collaboration, Copenhagen, Denmark, 19–20 August 2010; ACM Digital Library: Copenhagen, Denmark, 2010; pp. 131–139. [Google Scholar]
13. MOEF, (2011) "Status of Programs under GAP-II as on 30-12-2009, Ministry of Environment and Forests, Government of India" available at http://moef.nic.in/ modules/recent initiatives/NGRBA/progress.htm
14. Priyam Das and Kenneth R. Tamminga "The Ganges And The GAP : An Assessment of Efforts To Clean A Sacred Ganga" University of Hawaii at Manoa, Saunders 109, 2424 Maile Way, Honolulu, HI 96822, USA & Penn State University, 121 Stuckeman Family Building, University Park, PA 16802, USA
15. Sarkar, U.K and Dubey V.K (2015), "Threats to fish and fisheries in the Ganga."
16. Sharma R. Bharat, "Rejuvenating and Cleaning the Ganga: Past Efforts and future plans"
17. Trivedi RC, (2010): "Water Quality of Ganga River – An overview. Aquatic Ecosystem Health and Management."
18. Warner, M. 'Consensus' participation: An example for protected areas planning. Public Adm. Dev. **1997**, 17, 413–432. [Google Scholar]
19. 'Wicked problems' are problems of interrelationships between biophysical, human, and economic systems that cannot be resolved by isolating any single factor.
20. World Bank (2016): High and Dry Climate Change, Water and The Economy " World Bank Washington D.C. http://www.un.org/sustainable development/sustainable-development-goals